

Survey of Entering Student Engagement - Vernon College (2013 Administration)

2013 Benchmark Scores Report - Main Survey

Comparison Group: Small Colleges in the 2013 Cohort*

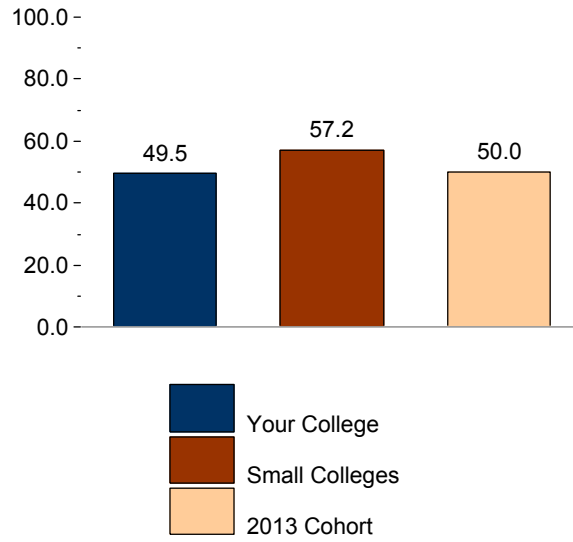
Entering Students Only

[Weighted]

Benchmark	Your College	Small Colleges		2013 Cohort	
	Score	Score	Difference	Score	Difference
Early Connections	49.5	57.2	-7.7	50.0	-0.5
High Expectations and Aspirations	53.1	49.7	3.4	50.0	3.1
Clear Academic Plan and Pathway	56.4	55.5	1.0	50.0	6.4
Effective Track to College Readiness	37.4	51.0	-13.6	50.0	-12.6
Engaged Learning	46.6	52.3	-5.8	50.0	-3.4
Academic and Social Support Network	45.3	51.3	-6.1	50.0	-4.7

* The comparison group and cohort columns on this page INCLUDE your college.

Survey of Entering Student Engagement
Vernon College (2013 Administration)
2013 Benchmark Bar Chart - Main Survey
Comparison Group: Small Colleges in the 2013 Cohort*
Entering Students Only
[Weighted]
Early Connections (EARLYCON)



* The comparison group and cohort bars on this page INCLUDE your college.

Survey of Entering Student Engagement - Vernon College (2013 Administration)

2013 Benchmark Means Report - Main Survey

Comparison Group: Small Colleges in the 2013 Cohort*

Entering Students Only

[Weighted]

Early Connections (EARLYCON)

		Your College	Small Colleges		2013 Cohort	
Item	Variable	Mean	Mean	Effect Size**	Mean	Effect Size**
Item 18: Think about your experiences from the time of your decision to attend this college through the end of the first three weeks of your first semester/quarter.						
1 = Strongly disagree, 2 = Disagree, 3 = Neutral, 4 = Agree, 5 = Strongly agree						
18a. The very first time I came to this college I felt welcome [EARLYCON]	WELCOME	3.98	4.09		3.99	
18i. The college provided me with adequate information about financial assistance (scholarships, grants, loans, etc.) [EARLYCON]	FAINFO	3.40	3.63	-0.22**	3.44	
18j. A college staff member helped me determine whether I qualified for financial assistance [EARLYCON]	QUALFA	3.10	3.29		3.02	
18p. At least one college staff member (other than an instructor) learned my name [EARLYCON]	CSTAFNAM	3.42	3.50		3.22	
One or more items in this benchmark are not suited to means calculations. Please see the Frequency Distribution that follows for these items.						

* The comparison group and cohort columns on this page EXCLUDE your college.

** T-test: 2-tailed

If a row contains less than 50 respondents, interpret the comparison results cautiously.

Survey of Entering Student Engagement - Vernon College (2013 Administration)

2013 Benchmark Frequency Distributions - Main Survey

Comparison Group: Small Colleges in the 2013 Cohort*

Entering Students Only

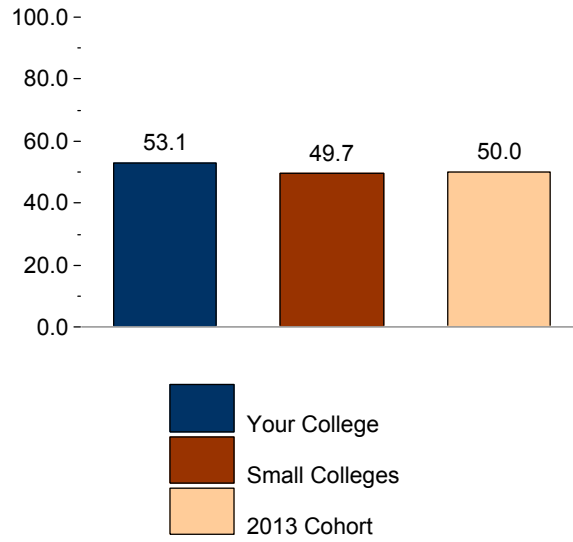
[Weighted]

Early Connections (EARLYCON)

Item	Variable	Responses	Your College		Small Colleges		2013 Cohort	
			Count	Percent	Count	Percent	Count	Percent
Item 18: Think about your experiences from the time of your decision to attend this college through the end of the first three weeks of your first semester/quarter.								
18a. The very first time I came to this college I felt welcome [EARLYCON]	WELCOME	Strongly disagree	1	0.4	134	0.7	771	0.8
		Disagree	1	0.4	301	1.5	1,941	2.0
		Neutral	71	24.7	3,681	18.4	22,166	23.2
		Agree	142	49.3	9,296	46.6	43,457	45.5
		Strongly agree	72	25.1	6,558	32.8	27,228	28.5
		Total	288	100.0	19,970	100.0	95,563	100.0
18i. The college provided me with adequate information about financial assistance (scholarships, grants, loans, etc.) [EARLYCON]	FAINFO	Strongly disagree	21	7.3	983	4.9	6,593	6.9
		Disagree	49	17.1	2,190	11.0	13,900	14.6
		Neutral	69	24.2	4,813	24.2	24,629	25.8
		Agree	89	31.1	7,100	35.6	31,569	33.1
		Strongly agree	58	20.3	4,840	24.3	18,635	19.5
		Total	285	100.0	19,927	100.0	95,326	100.0
18j. A college staff member helped me determine whether I qualified for financial assistance [EARLYCON]	QUALFA	Strongly disagree	25	9.0	1,555	7.8	10,743	11.3
		Disagree	74	26.2	4,070	20.5	24,679	26.0
		Neutral	71	24.9	5,066	25.5	24,847	26.2
		Agree	73	25.6	5,382	27.1	21,358	22.5
		Strongly agree	41	14.4	3,804	19.1	13,374	14.1
		Total	284	100.0	19,877	100.0	95,001	100.0
18p. At least one college staff member (other than an instructor) learned my name [EARLYCON]	CSTAFNAM	Strongly disagree	28	9.9	1,811	9.1	12,866	13.5
		Disagree	46	16.0	3,288	16.5	20,086	21.1
		Neutral	64	22.3	3,500	17.6	17,250	18.1
		Agree	74	25.6	5,727	28.7	23,404	24.6
		Strongly agree	75	26.2	5,604	28.1	21,684	22.8
		Total	288	100.0	19,930	100.0	95,290	100.0
Item 23								
23. Was a specific person assigned to you so you could see him/her each time you needed information or assistance?	ASNPERS	Yes	50	18.1	6,639	34.2	24,083	26.1
		No	226	81.9	12,746	65.8	68,254	73.9
		Total	276	100.0	19,385	100.0	92,337	100.0

* The comparison group and cohort columns on this page EXCLUDE your college.

**Survey of Entering Student Engagement
Vernon College (2013 Administration)
2013 Benchmark Bar Chart - Main Survey**
Comparison Group: Small Colleges in the 2013 Cohort*
Entering Students Only
[Weighted]
High Expectations and Aspirations (HIEXPECT)



* The comparison group and cohort bars on this page INCLUDE your college.

Survey of Entering Student Engagement - Vernon College (2013 Administration)

2013 Benchmark Means Report - Main Survey

Comparison Group: Small Colleges in the 2013 Cohort*

Entering Students Only

[Weighted]

High Expectations and Aspirations (HIEXPECT)

		Your College	Small Colleges		2013 Cohort	
Item	Variable	Mean	Mean	Effect Size**	Mean	Effect Size**
Item 18: Think about your experiences from the time of your decision to attend this college through the end of the first three weeks of your first semester/quarter.						
1 = Strongly disagree, 2 = Disagree, 3 = Neutral, 4 = Agree, 5 = Strongly agree						
18b. The instructors at this college want me to succeed [HIEXPECT]	WNTSCCD	4.28	4.34		4.28	
18t. I have the motivation to do what it takes to succeed in college [HIEXPECT]	ITTAKES	4.37	4.44		4.44	
18u. I am prepared academically to succeed in college [HIEXPECT]	ACPRPRD	4.25	4.31		4.31	
Item 19: During the first three weeks of your first semester/quarter at this college, about how often did you do the following?						
1 = Never, 2 = Once, 3 = Two or three times, 4 = Four or more times						
19c. Turn in an assignment late [HIEXPECT]	LATETURN	1.25	1.43	-0.29**	1.41	-0.26**
19d. Not turn in an assignment [HIEXPECT]	NOTTURN	1.25	1.34		1.35	
19f. Come to class without completing readings or assignments [HIEXPECT]	NOTCOMPL	1.56	1.61		1.59	
19s. Skip class [HIEXPECT]	SKIPCL	1.23	1.37	-0.22**	1.35	

* The comparison group and cohort columns on this page EXCLUDE your college.

** T-test: 2-tailed

If a row contains less than 50 respondents, interpret the comparison results cautiously.

Survey of Entering Student Engagement - Vernon College (2013 Administration)

2013 Benchmark Frequency Distributions - Main Survey

Comparison Group: Small Colleges in the 2013 Cohort*

Entering Students Only

[Weighted]

High Expectations and Aspirations (HIEXPECT)

Item	Variable	Responses	Your College		Small Colleges		2013 Cohort	
			Count	Percent	Count	Percent	Count	Percent
Item 18: Think about your experiences from the time of your decision to attend this college through the end of the first three weeks of your first semester/quarter.								
18b. The instructors at this college want me to succeed [HIEXPECT]	WNTSCCD	Strongly disagree	0	N/A	39	0.2	194	0.2
		Disagree	0	N/A	107	0.5	649	0.7
		Neutral	32	11.1	1,944	9.8	10,867	11.4
		Agree	141	49.5	8,829	44.3	44,025	46.2
		Strongly agree	112	39.3	8,999	45.2	39,549	41.5
		Total	285	100.0	19,918	100.0	95,284	100.0
18t. I have the motivation to do what it takes to succeed in college [HIEXPECT]	ITTAKES	Strongly disagree	0	N/A	57	0.3	380	0.4
		Disagree	6	2.0	168	0.8	986	1.0
		Neutral	34	12.0	1,670	8.4	7,914	8.3
		Agree	93	32.6	7,050	35.4	33,381	35.0
		Strongly agree	152	53.4	10,982	55.1	52,626	55.2
		Total	285	100.0	19,926	100.0	95,287	100.0
18u. I am prepared academically to succeed in college [HIEXPECT]	ACPRPRD	Strongly disagree	0	0.1	73	0.4	452	0.5
		Disagree	4	1.3	238	1.2	1,310	1.4
		Neutral	48	16.6	2,389	12.0	11,641	12.2
		Agree	107	37.2	7,910	39.6	37,008	38.8
		Strongly agree	129	44.8	9,342	46.8	45,034	47.2
		Total	287	100.0	19,952	100.0	95,446	100.0
Item 19: During the first three weeks of your first semester/quarter at this college, about how often did you do the following?								
19c. Turn in an assignment late [HIEXPECT]	LATETURN	Never	227	79.9	13,228	66.2	64,676	67.7
		Once	45	15.7	5,037	25.2	23,359	24.5
		Two or three times	12	4.2	1,529	7.7	6,584	6.9
		Four or more times	0	0.2	187	0.9	848	0.9
		Total	284	100.0	19,981	100.0	95,467	100.0
19d. Not turn in an assignment [HIEXPECT]	NOTTURN	Never	227	80.8	14,747	74.5	70,120	74.0
		Once	38	13.4	3,659	18.5	17,882	18.9
		Two or three times	16	5.7	1,125	5.7	5,402	5.7
		Four or more times	0	0.2	265	1.3	1,364	1.4
		Total	281	100.0	19,796	100.0	94,768	100.0
19f. Come to class without completing readings or assignments [HIEXPECT]	NOTCOMPL	Never	168	58.7	11,305	56.5	54,899	57.4
		Once	86	30.1	5,838	29.2	27,343	28.6
		Two or three times	22	7.7	2,349	11.7	10,767	11.3
		Four or more times	10	3.6	528	2.6	2,578	2.7
		Total	286	100.0	20,020	100.0	95,588	100.0

* The comparison group and cohort columns on this page EXCLUDE your college.

Survey of Entering Student Engagement - Vernon College (2013 Administration)

2013 Benchmark Frequency Distributions - Main Survey

Comparison Group: Small Colleges in the 2013 Cohort*

Entering Students Only

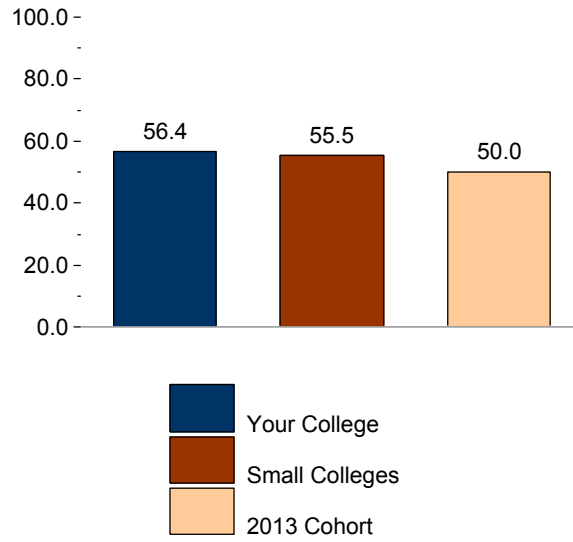
[Weighted]

High Expectations and Aspirations (HIEXPECT)

			Your College		Small Colleges		2013 Cohort	
Item	Variable	Responses	Count	Percent	Count	Percent	Count	Percent
Item 19: During the first three weeks of your first semester/quarter at this college, about how often did you do the following?								
19s. Skip class [HIEXPECT]	SKIPCL	Never	239	83.5	14,666	73.2	71,156	74.4
		Once	32	11.3	3,619	18.1	16,682	17.4
		Two or three times	12	4.2	1,428	7.1	6,514	6.8
		Four or more times	3	1.0	310	1.5	1,263	1.3
Total			286	100.0	20,023	100.0	95,615	100.0

* The comparison group and cohort columns on this page EXCLUDE your college.

Survey of Entering Student Engagement
Vernon College (2013 Administration)
2013 Benchmark Bar Chart - Main Survey
Comparison Group: Small Colleges in the 2013 Cohort*
Entering Students Only
[Weighted]
Clear Academic Plan and Pathway (ACADPLAN)



* The comparison group and cohort bars on this page INCLUDE your college.

Survey of Entering Student Engagement - Vernon College (2013 Administration)

2013 Benchmark Means Report - Main Survey

Comparison Group: Small Colleges in the 2013 Cohort*

Entering Students Only

[Weighted]

Clear Academic Plan and Pathway (ACADPLAN)

		Your College	Small Colleges		2013 Cohort	
Item	Variable	Mean	Mean	Effect Size**	Mean	Effect Size**
Item 18: Think about your experiences from the time of your decision to attend this college through the end of the first three weeks of your first semester/quarter.						
1 = Strongly disagree, 2 = Disagree, 3 = Neutral, 4 = Agree, 5 = Strongly agree						
18d. I was able to meet with an academic advisor at times convenient for me [ACADPLAN]	AACONTIM	3.93	3.93		3.74	
18e. An advisor helped me to select a course of study, program, or major [ACADPLAN]	AASELMAJ	3.91	3.87		3.65	0.23**
18f. An advisor helped me to set academic goals and to create a plan for achieving them [ACADPLAN]	ACADGOAL	3.50	3.42		3.23	0.23**
18g. An advisor helped me to identify the courses I needed to take during my first semester/quarter [ACADPLAN]	CRSADV	4.09	4.07		3.86	0.22**
18h. A college staff member talked with me about my commitments outside of school (work, children, dependents, etc.) to help me figure out how many courses to take [ACADPLAN]	OSCOMM	2.98	3.00		2.83	

* The comparison group and cohort columns on this page EXCLUDE your college.

** T-test: 2-tailed

If a row contains less than 50 respondents, interpret the comparison results cautiously.

Survey of Entering Student Engagement - Vernon College (2013 Administration)

2013 Benchmark Frequency Distributions - Main Survey

Comparison Group: Small Colleges in the 2013 Cohort*

Entering Students Only

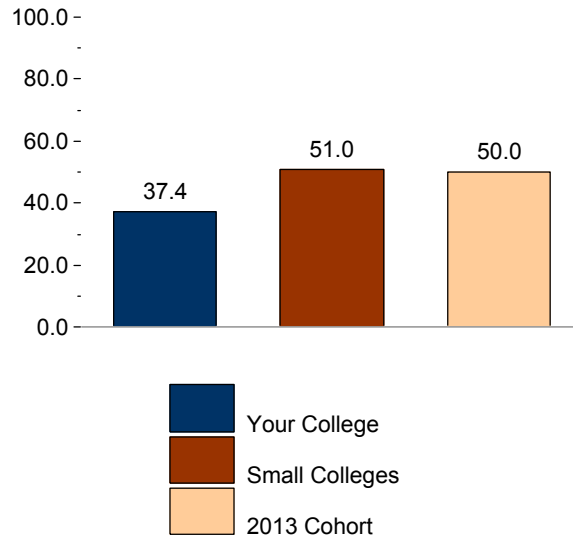
[Weighted]

Clear Academic Plan and Pathway (ACADPLAN)

Item	Variable	Responses	Your College		Small Colleges		2013 Cohort	
			Count	Percent	Count	Percent	Count	Percent
Item 18: Think about your experiences from the time of your decision to attend this college through the end of the first three weeks of your first semester/quarter.								
18d. I was able to meet with an academic advisor at times convenient for me [ACADPLAN]	AACONTIM	Strongly disagree	3	1.1	325	1.6	2,577	2.7
		Disagree	18	6.3	1,097	5.5	7,664	8.1
		Neutral	58	20.0	4,069	20.5	24,429	25.8
		Agree	125	43.6	8,471	42.7	37,084	39.1
		Strongly agree	83	28.9	5,897	29.7	23,108	24.4
		Total	287	100.0	19,858	100.0	94,862	100.0
18e. An advisor helped me to select a course of study, program, or major [ACADPLAN]	AASELMAJ	Strongly disagree	13	4.4	708	3.6	5,252	5.5
		Disagree	13	4.6	1,850	9.3	12,425	13.0
		Neutral	53	18.4	3,393	17.0	18,419	19.3
		Agree	117	40.6	7,371	37.0	33,279	34.9
		Strongly agree	92	32.0	6,616	33.2	25,942	27.2
		Total	288	100.0	19,938	100.0	95,317	100.0
18f. An advisor helped me to set academic goals and to create a plan for achieving them [ACADPLAN]	ACADGOAL	Strongly disagree	11	3.9	973	4.9	6,989	7.3
		Disagree	41	14.3	3,280	16.5	19,806	20.8
		Neutral	82	29.0	5,949	29.9	28,103	29.5
		Agree	97	33.9	5,743	28.9	24,352	25.6
		Strongly agree	54	18.9	3,955	19.9	15,889	16.7
		Total	285	100.0	19,899	100.0	95,140	100.0
18g. An advisor helped me to identify the courses I needed to take during my first semester/quarter [ACADPLAN]	CRSADV	Strongly disagree	5	1.9	461	2.3	4,073	4.3
		Disagree	9	3.2	1,100	5.5	8,358	8.8
		Neutral	45	15.8	2,530	12.7	14,048	14.7
		Agree	118	41.8	8,349	41.9	39,093	41.0
		Strongly agree	105	37.3	7,475	37.5	29,699	31.2
		Total	283	100.0	19,916	100.0	95,272	100.0
18h. A college staff member talked with me about my commitments outside of school (work, children, dependents, etc.) to help me figure out how many courses to take [ACADPLAN]	OSCOMM	Strongly disagree	27	9.5	2,050	10.3	12,842	13.5
		Disagree	83	29.4	5,459	27.4	29,535	31.0
		Neutral	78	27.6	5,422	27.2	24,403	25.6
		Agree	59	21.0	4,323	21.7	17,977	18.9
		Strongly agree	36	12.6	2,649	13.3	10,500	11.0
		Total	283	100.0	19,904	100.0	95,257	100.0

* The comparison group and cohort columns on this page EXCLUDE your college.

Survey of Entering Student Engagement
Vernon College (2013 Administration)
2013 Benchmark Bar Chart - Main Survey
Comparison Group: Small Colleges in the 2013 Cohort*
Entering Students Only
[Weighted]
Effective Track to College Readiness (COLLREAD)



* The comparison group and cohort bars on this page INCLUDE your college.

Survey of Entering Student Engagement - Vernon College (2013 Administration)

2013 Benchmark Means Report - Main Survey

Comparison Group: Small Colleges in the 2013 Cohort*

Entering Students Only

[Weighted]

Effective Track to College Readiness (COLLREAD)

		Your College	Small Colleges		2013 Cohort	
Item	Variable	Mean	Mean	Effect Size**	Mean	Effect Size**
Item 21: Think about your experiences from the time of your decision to attend this college through the end of the first three weeks of your first semester/quarter. Within a class, or through another experience at this college:						
1 = Strongly disagree, 2 = Disagree, 3 = Neutral, 4 = Agree, 5 = Strongly agree						
21a. I learned to improve my study skills (listening, note taking, highlighting readings, working with others, etc.) [COLLREAD]	LNDSTUDY	3.95	4.02		3.99	
21b. I learned to understand my academic strengths and weaknesses [COLLREAD]	LNDACAWK	3.92	3.95		3.93	
21c. I learned skills and strategies to improve my test-taking ability [COLLREAD]	LNSKLLS	3.61	3.67		3.64	
One or more items in this benchmark are not suited to means calculations. Please see the Frequency Distribution that follows for these items.						

* The comparison group and cohort columns on this page EXCLUDE your college.

** T-test: 2-tailed

If a row contains less than 50 respondents, interpret the comparison results cautiously.

Survey of Entering Student Engagement - Vernon College (2013 Administration)

2013 Benchmark Frequency Distributions - Main Survey

Comparison Group: Small Colleges in the 2013 Cohort*

Entering Students Only

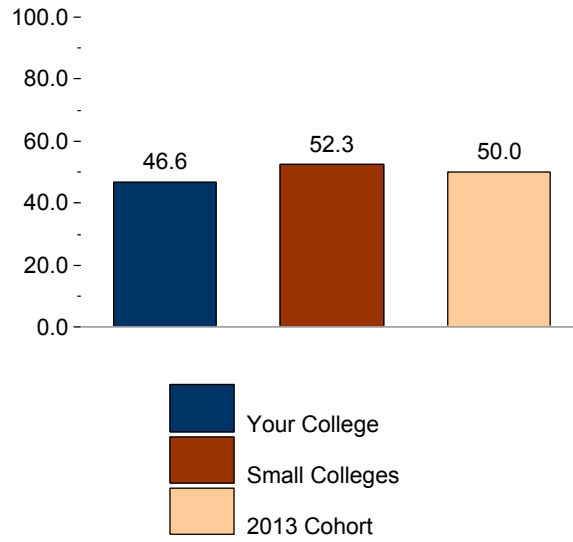
[Weighted]

Effective Track to College Readiness (COLLREAD)

Item	Variable	Responses	Your College		Small Colleges		2013 Cohort	
			Count	Percent	Count	Percent	Count	Percent
Item 12: Think about your experiences from the time of your decision to attend this college through the end of the first three weeks of your first semester/quarter.								
12a. Before I could register for classes, I was required to take a placement test (COMPASS, ASSET, ACCUPLACER, SAT, ACT, etc.) to assess my skills in reading, writing, and/or math [COLLREAD]	REQPTEST	Yes	185	65.8	17,090	86.2	80,685	85.0
		No	96	34.2	2,724	13.8	14,191	15.0
		Total	281	100.0	19,814	100.0	94,875	100.0
12b. I took a placement test (COMPASS, ASSET, ACCUPLACER, SAT, ACT, etc.) [COLLREAD]	TKPTEST	Yes	207	72.7	17,663	90.7	82,379	88.7
		No	78	27.3	1,822	9.3	10,503	11.3
		Total	285	100.0	19,485	100.0	92,882	100.0
Item 14								
14. This college required me to enroll in classes indicated by my placement test scores during my first semester/quarter [COLLREAD]	REQCLASS	Yes	153	53.7	13,947	71.1	67,166	71.2
		No	132	46.3	5,675	28.9	27,157	28.8
		Total	285	100.0	19,622	100.0	94,323	100.0
Item 21: Think about your experiences from the time of your decision to attend this college through the end of the first three weeks of your first semester/quarter. Within a class, or through another experience at this college:								
21a. I learned to improve my study skills (listening, note taking, highlighting readings, working with others, etc.) [COLLREAD]	LNDSTUDY	Strongly disagree	2	0.6	288	1.4	1,482	1.6
		Disagree	8	2.9	797	4.0	3,889	4.1
		Neutral	80	27.9	3,840	19.3	19,139	20.1
		Agree	110	38.6	8,306	41.7	39,765	41.8
		Strongly agree	86	30.1	6,708	33.6	30,799	32.4
		Total	286	100.0	19,939	100.0	95,075	100.0
21b. I learned to understand my academic strengths and weaknesses [COLLREAD]	LNDACAWK	Strongly disagree	2	0.8	246	1.2	1,205	1.3
		Disagree	10	3.4	794	4.0	3,974	4.2
		Neutral	78	27.4	4,371	21.9	21,766	22.9
		Agree	115	40.4	8,794	44.1	41,746	44.0
		Strongly agree	80	28.1	5,715	28.7	26,283	27.7
		Total	286	100.0	19,920	100.0	94,974	100.0
21c. I learned skills and strategies to improve my test-taking ability [COLLREAD]	LNSKLLS	Strongly disagree	4	1.4	471	2.4	2,456	2.6
		Disagree	31	10.9	1,821	9.1	9,307	9.8
		Neutral	101	35.3	6,272	31.5	30,216	31.8
		Agree	85	29.8	6,550	32.9	31,136	32.8
		Strongly agree	65	22.6	4,823	24.2	21,891	23.0
		Total	286	100.0	19,937	100.0	95,006	100.0

* The comparison group and cohort columns on this page EXCLUDE your college.

Survey of Entering Student Engagement
Vernon College (2013 Administration)
2013 Benchmark Bar Chart - Main Survey
Comparison Group: Small Colleges in the 2013 Cohort*
Entering Students Only
[Weighted]
Engaged Learning (ENGAGLRN)



* The comparison group and cohort bars on this page INCLUDE your college.

Survey of Entering Student Engagement - Vernon College (2013 Administration)

2013 Benchmark Means Report - Main Survey

Comparison Group: Small Colleges in the 2013 Cohort*

Entering Students Only

[Weighted]

Engaged Learning (ENGAGLRN)

		Your College	Small Colleges		2013 Cohort	
Item	Variable	Mean	Mean	Effect Size**	Mean	Effect Size**
Item 19: During the first three weeks of your first semester/quarter at this college, about how often did you do the following?						
1 = Never, 2 = Once, 3 = Two or three times, 4 = Four or more times						
19a. Ask questions in class or contribute to class discussions [ENGAGLRN]	ASKQUES	2.66	2.86	-0.24**	2.85	-0.23**
19b. Prepare at least two drafts of a paper or assignment before turning it in [ENGAGLRN]	PREPDRFT	2.16	2.15		2.16	
19e. Participate in supplemental instruction (extra class sessions with an instructor, tutor, or experienced student) [ENGAGLRN]	SUPINSTR	1.49	1.53		1.52	
19g. Work with other students on a project or assignment during class [ENGAGLRN]	PINCLASS	2.29	2.46		2.46	
19h. Work with classmates outside of class on class projects or assignments [ENGAGLRN]	PREPOUTC	1.61	1.65		1.56	
19i. Participate in a required study group outside of class [ENGAGLRN]	GRPSTUDY	1.29	1.30		1.28	
19j. Participate in a student-initiated (not required) study group outside of class [ENGAGLRN]	NRGSTUDY	1.38	1.32		1.28	
19k. Use an electronic tool (e-mail, text messaging, Facebook, MySpace, class Web site, etc.) to communicate with another student about coursework [ENGAGLRN]	USEINTMG	2.06	2.14		2.08	
19l. Use an electronic tool (e-mail, text messaging, Facebook, MySpace, class Web site, etc.) to communicate with an instructor about coursework [ENGAGLRN]	MAILFAC	2.10	2.22		2.18	
19m. Discuss an assignment or grade with an instructor [ENGAGLRN]	FACASSN	1.93	2.10		2.06	
19n. Ask for help from an instructor regarding questions or problems related to a class [ENGAGLRN]	CLASSREL	2.27	2.36		2.34	
19o. Receive prompt written or oral feedback from instructors on your performance [ENGAGLRN]	FEEDBACK	2.17	2.38	-0.22**	2.34	
19q. Discuss ideas from your readings or classes with instructors outside of class [ENGAGLRN]	FACIDOC	1.36	1.58	-0.25**	1.55	-0.22**
Item 20.2: Think about your experiences from the time of your decision to attend this college through the end of the first three weeks of your first semester/quarter. How often did you use the following services?						
1 = Never, 2 = Once, 3 = Two or three times, 4 = Four or more times						
20.2d. Face-to-face tutoring [ENGAGLRN]	FFTUSE	1.14	1.29	-0.22**	1.27	-0.20**
20.2f. Writing, math, or other skill lab [ENGAGLRN]	SKLABUSE	1.83	1.78		1.73	
20.2h. Computer lab [ENGAGLRN]	COMLBUSE	2.16	2.19		2.09	

* The comparison group and cohort columns on this page EXCLUDE your college.

** T-test: 2-tailed

If a row contains less than 50 respondents, interpret the comparison results cautiously.

Survey of Entering Student Engagement - Vernon College (2013 Administration)

2013 Benchmark Frequency Distributions - Main Survey

Comparison Group: Small Colleges in the 2013 Cohort*

Entering Students Only

[Weighted]

Engaged Learning (ENGAGLRN)

Item	Variable	Responses	Your College		Small Colleges		2013 Cohort	
			Count	Percent	Count	Percent	Count	Percent
Item 19: During the first three weeks of your first semester/quarter at this college, about how often did you do the following?								
19a. Ask questions in class or contribute to class discussions [ENGAGLRN]	ASKQUES	Never	38	13.5	1,587	7.9	7,526	7.8
		Once	63	22.1	4,283	21.3	21,519	22.4
		Two or three times	139	49.0	9,449	47.1	44,376	46.3
		Four or more times	44	15.4	4,746	23.7	22,516	23.5
		Total	283	100.0	20,065	100.0	95,937	100.0
19b. Prepare at least two drafts of a paper or assignment before turning it in [ENGAGLRN]	PREPDRFT	Never	79	27.7	5,768	28.9	26,939	28.2
		Once	99	35.0	6,864	34.4	33,295	34.9
		Two or three times	87	30.8	5,840	29.3	28,365	29.7
		Four or more times	18	6.4	1,458	7.3	6,790	7.1
		Total	284	100.0	19,930	100.0	95,388	100.0
19e. Participate in supplemental instruction (extra class sessions with an instructor, tutor, or experienced student) [ENGAGLRN]	SUPINSTR	Never	199	68.9	13,599	67.8	65,346	68.3
		Once	53	18.4	3,242	16.2	15,464	16.2
		Two or three times	21	7.2	2,238	11.2	10,519	11.0
		Four or more times	16	5.5	968	4.8	4,406	4.6
		Total	288	100.0	20,047	100.0	95,736	100.0
19g. Work with other students on a project or assignment during class [ENGAGLRN]	PINCLASS	Never	78	27.0	4,302	21.5	20,451	21.4
		Once	85	29.3	5,109	25.5	24,412	25.5
		Two or three times	92	31.9	7,728	38.5	36,837	38.5
		Four or more times	34	11.8	2,910	14.5	14,044	14.7
		Total	288	100.0	20,050	100.0	95,744	100.0
19h. Work with classmates outside of class on class projects or assignments [ENGAGLRN]	PREPOUTC	Never	181	63.0	12,326	61.7	62,606	65.6
		Once	47	16.3	3,571	17.9	16,836	17.6
		Two or three times	49	17.1	2,929	14.7	11,636	12.2
		Four or more times	11	3.7	1,167	5.8	4,397	4.6
		Total	288	100.0	19,993	100.0	95,475	100.0
19i. Participate in a required study group outside of class [ENGAGLRN]	GRPSTUDY	Never	237	82.4	16,381	81.8	79,127	82.7
		Once	26	9.0	1,791	8.9	8,770	9.2
		Two or three times	17	5.9	1,287	6.4	5,458	5.7
		Four or more times	8	2.7	571	2.9	2,309	2.4
		Total	288	100.0	20,030	100.0	95,664	100.0
19j. Participate in a student-initiated (not required) study group outside of class [ENGAGLRN]	NRGSTUDY	Never	228	79.0	16,052	80.3	78,435	82.2
		Once	25	8.8	2,010	10.1	9,297	9.7
		Two or three times	22	7.8	1,330	6.7	5,316	5.6
		Four or more times	13	4.4	594	3.0	2,363	2.5
		Total	288	100.0	19,985	100.0	95,412	100.0

* The comparison group and cohort columns on this page EXCLUDE your college.

Survey of Entering Student Engagement - Vernon College (2013 Administration)

2013 Benchmark Frequency Distributions - Main Survey

Comparison Group: Small Colleges in the 2013 Cohort*

Entering Students Only

[Weighted]

Engaged Learning (ENGAGLRN)

Item	Variable	Responses	Your College		Small Colleges		2013 Cohort	
			Count	Percent	Count	Percent	Count	Percent
Item 19: During the first three weeks of your first semester/quarter at this college, about how often did you do the following?								
19k. Use an electronic tool (e-mail, text messaging, Facebook, MySpace, class Web site, etc.) to communicate with another student about coursework [ENGAGLRN]	USEINTMG	Never	129	44.8	8,304	41.4	41,047	42.8
		Once	56	19.6	3,994	19.9	20,392	21.3
		Two or three times	58	20.2	4,353	21.7	19,660	20.5
		Four or more times	44	15.4	3,429	17.1	14,763	15.4
		Total	288	100.0	20,080	100.0	95,861	100.0
19l. Use an electronic tool (e-mail, text messaging, Facebook, MySpace, class Web site, etc.) to communicate with an instructor about coursework [ENGAGLRN]	MAILFAC	Never	118	41.0	6,756	33.8	33,076	34.6
		Once	59	20.7	5,092	25.5	24,906	26.1
		Two or three times	74	25.7	5,117	25.6	24,265	25.4
		Four or more times	36	12.6	3,025	15.1	13,211	13.8
		Total	287	100.0	19,991	100.0	95,458	100.0
19m. Discuss an assignment or grade with an instructor [ENGAGLRN]	FACASSN	Never	111	38.5	6,301	31.5	31,542	33.0
		Once	103	35.8	6,821	34.1	33,122	34.6
		Two or three times	57	19.8	5,394	26.9	24,366	25.5
		Four or more times	17	5.9	1,502	7.5	6,645	6.9
		Total	288	100.0	20,019	100.0	95,675	100.0
19n. Ask for help from an instructor regarding questions or problems related to a class [ENGAGLRN]	CLASSREL	Never	72	25.1	4,628	23.1	22,517	23.5
		Once	97	34.0	6,021	30.0	29,479	30.8
		Two or three times	84	29.2	6,867	34.3	32,111	33.6
		Four or more times	33	11.6	2,525	12.6	11,566	12.1
		Total	286	100.0	20,041	100.0	95,674	100.0
19o. Receive prompt written or oral feedback from instructors on your performance [ENGAGLRN]	FEEDBACK	Never	96	33.4	4,716	23.6	23,763	24.9
		Once	76	26.4	5,626	28.1	27,657	28.9
		Two or three times	86	29.8	6,899	34.5	31,686	33.2
		Four or more times	30	10.4	2,747	13.7	12,427	13.0
		Total	288	100.0	19,989	100.0	95,534	100.0
19q. Discuss ideas from your readings or classes with instructors outside of class [ENGAGLRN]	FACIDOC	Never	216	75.0	12,829	64.1	62,749	65.6
		Once	46	16.1	3,769	18.8	17,491	18.3
		Two or three times	19	6.5	2,477	12.4	11,010	11.5
		Four or more times	7	2.4	928	4.6	4,364	4.6
		Total	288	100.0	20,002	100.0	95,613	100.0
Item 20.2: Think about your experiences from the time of your decision to attend this college through the end of the first three weeks of your first semester/quarter. How often did you use the following services?								
20.2d. Face-to-face tutoring [ENGAGLRN]	FFTUSE	Never	252	92.1	15,958	83.0	76,546	83.7
		Once	11	3.9	1,634	8.5	7,845	8.6
		Two or three times	7	2.5	992	5.2	4,375	4.8
		Four or more times	4	1.5	633	3.3	2,740	3.0
		Total	274	100.0	19,216	100.0	91,506	100.0

* The comparison group and cohort columns on this page EXCLUDE your college.

Survey of Entering Student Engagement - Vernon College (2013 Administration)

2013 Benchmark Frequency Distributions - Main Survey

Comparison Group: Small Colleges in the 2013 Cohort*

Entering Students Only

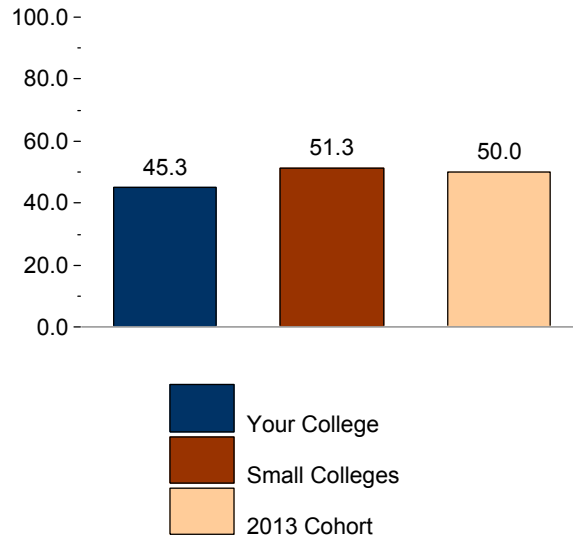
[Weighted]

Engaged Learning (ENGAGLRN)

Item	Variable	Responses	Your College		Small Colleges		2013 Cohort	
			Count	Percent	Count	Percent	Count	Percent
Item 20.2: Think about your experiences from the time of your decision to attend this college through the end of the first three weeks of your first semester/quarter. How often did you use the following services?								
20.2f. Writing, math, or other skill lab [ENGAGLRN]	SKLABUSE	Never	170	62.2	12,048	63.2	58,443	64.2
		Once	23	8.3	2,089	11.0	10,742	11.8
		Two or three times	39	14.1	2,052	10.8	9,742	10.7
		Four or more times	42	15.4	2,884	15.1	12,045	13.2
		Total	274	100.0	19,073	100.0	90,972	100.0
20.2h. Computer lab [ENGAGLRN]	COMLBUSE	Never	125	45.7	8,415	43.7	42,821	46.7
		Once	38	13.9	3,106	16.1	15,451	16.9
		Two or three times	53	19.3	3,479	18.1	15,928	17.4
		Four or more times	58	21.0	4,264	22.1	17,484	19.1
		Total	274	100.0	19,264	100.0	91,684	100.0

* The comparison group and cohort columns on this page EXCLUDE your college.

Survey of Entering Student Engagement
Vernon College (2013 Administration)
2013 Benchmark Bar Chart - Main Survey
Comparison Group: Small Colleges in the 2013 Cohort*
Entering Students Only
[Weighted]
Academic and Social Support (ACSOCSUP)



* The comparison group and cohort bars on this page INCLUDE your college.

Survey of Entering Student Engagement - Vernon College (2013 Administration)

2013 Benchmark Means Report - Main Survey

Comparison Group: Small Colleges in the 2013 Cohort*

Entering Students Only

[Weighted]

Academic and Social Support (ACSOCSUP)

		Your College	Small Colleges		2013 Cohort	
Item	Variable	Mean	Mean	Effect Size**	Mean	Effect Size**
Item 18: Think about your experiences from the time of your decision to attend this college through the end of the first three weeks of your first semester/quarter.						
1 = Strongly disagree, 2 = Disagree, 3 = Neutral, 4 = Agree, 5 = Strongly agree						
18l. All instructors clearly explained academic and student support services available at this college [ACSOCSUP]	RESOURCE	3.76	3.87		3.82	
18m. All instructors clearly explained course grading policies [ACSOCSUP]	GRADEPOL	4.19	4.28		4.27	
18n. All instructors clearly explained course syllabi (syllabuses) [ACSOCSUP]	SYLLABI	4.23	4.38	-0.22**	4.37	-0.20**
18o. I knew how to get in touch with my instructors outside of class [ACSOCSUP]	FACMEET	4.17	4.30		4.28	
18q. At least one other student whom I didn't previously know learned my name [ACSOCSUP]	OSTUDNAM	4.08	4.19		4.14	
18r. At least one instructor learned my name [ACSOCSUP]	FACNAM	4.09	4.35	-0.34**	4.27	-0.21**
18s. I learned the name of at least one other student in most of my classes [ACSOCSUP]	STUNAM	4.11	4.30	-0.22**	4.24	

* The comparison group and cohort columns on this page EXCLUDE your college.

** T-test: 2-tailed

If a row contains less than 50 respondents, interpret the comparison results cautiously.

Survey of Entering Student Engagement - Vernon College (2013 Administration)

2013 Benchmark Frequency Distributions - Main Survey

Comparison Group: Small Colleges in the 2013 Cohort*

Entering Students Only

[Weighted]

Academic and Social Support (ACSOCSUP)

Item	Variable	Responses	Your College		Small Colleges		2013 Cohort	
			Count	Percent	Count	Percent	Count	Percent
Item 18: Think about your experiences from the time of your decision to attend this college through the end of the first three weeks of your first semester/quarter.								
18l. All instructors clearly explained academic and student support services available at this college [ACSOCSUP]	RESOURCE	Strongly disagree	9	3.3	360	1.8	2,068	2.2
		Disagree	35	12.2	1,549	7.8	8,041	8.4
		Neutral	47	16.4	3,956	19.9	19,544	20.5
		Agree	117	41.0	8,438	42.4	40,396	42.4
		Strongly agree	77	27.2	5,597	28.1	25,119	26.4
		Total	285	100.0	19,900	100.0	95,168	100.0
18m. All instructors clearly explained course grading policies [ACSOCSUP]	GRADEPOL	Strongly disagree	2	0.8	92	0.5	542	0.6
		Disagree	11	3.9	385	1.9	2,001	2.1
		Neutral	32	11.0	1,841	9.2	8,562	9.0
		Agree	127	44.4	9,220	46.3	44,295	46.5
		Strongly agree	114	39.8	8,382	42.1	39,859	41.8
		Total	287	100.0	19,921	100.0	95,259	100.0
18n. All instructors clearly explained course syllabi (syllabuses) [ACSOCSUP]	SYLLABI	Strongly disagree	3	1.0	78	0.4	412	0.4
		Disagree	13	4.4	311	1.6	1,546	1.6
		Neutral	21	7.4	1,311	6.6	6,559	6.9
		Agree	129	45.2	8,493	42.7	40,784	42.9
		Strongly agree	119	41.9	9,701	48.8	45,868	48.2
		Total	285	100.0	19,894	100.0	95,169	100.0
18o. I knew how to get in touch with my instructors outside of class [ACSOCSUP]	FACMEET	Strongly disagree	8	2.7	115	0.6	647	0.7
		Disagree	9	3.3	439	2.2	2,372	2.5
		Neutral	34	11.8	1,736	8.7	8,656	9.1
		Agree	112	39.0	8,669	43.5	41,957	44.0
		Strongly agree	124	43.2	8,984	45.0	41,715	43.8
		Total	288	100.0	19,944	100.0	95,347	100.0
18q. At least one other student whom I didn't previously know learned my name [ACSOCSUP]	OSTUDNAM	Strongly disagree	9	3.3	413	2.1	2,403	2.5
		Disagree	24	8.2	885	4.4	4,719	4.9
		Neutral	26	9.0	2,043	10.2	9,974	10.5
		Agree	104	36.3	7,786	39.0	38,198	40.0
		Strongly agree	124	43.2	8,831	44.2	40,087	42.0
		Total	288	100.0	19,958	100.0	95,380	100.0
18r. At least one instructor learned my name [ACSOCSUP]	FACNAM	Strongly disagree	10	3.4	172	0.9	1,404	1.5
		Disagree	10	3.3	494	2.5	3,237	3.4
		Neutral	34	11.9	1,351	6.8	7,791	8.2
		Agree	124	43.1	8,039	40.4	38,365	40.4
		Strongly agree	110	38.2	9,822	49.4	44,231	46.5
		Total	287	100.0	19,878	100.0	95,027	100.0

* The comparison group and cohort columns on this page EXCLUDE your college.

Survey of Entering Student Engagement - Vernon College (2013 Administration)

2013 Benchmark Frequency Distributions - Main Survey

Comparison Group: Small Colleges in the 2013 Cohort*

Entering Students Only

[Weighted]

Academic and Social Support (ACSOCSUP)

Item	Variable	Responses	Your College		Small Colleges		2013 Cohort	
			Count	Percent	Count	Percent	Count	Percent
Item 18: Think about your experiences from the time of your decision to attend this college through the end of the first three weeks of your first semester/quarter.								
18s. I learned the name of at least one other student in most of my classes [ACSOCSUP]	STUNAM	Strongly disagree	7	2.4	272	1.4	1,643	1.7
		Disagree	23	8.1	690	3.5	3,835	4.0
		Neutral	18	6.3	1,508	7.6	8,138	8.5
		Agree	122	42.3	7,797	39.1	37,856	39.7
		Strongly agree	118	40.9	9,687	48.5	43,910	46.0
		Total	288	100.0	19,955	100.0	95,381	100.0

* The comparison group and cohort columns on this page EXCLUDE your college.